

# Industrial LCD Monitor, 46"

46" TFT LCD monitor

WUXGA resolution

Anti-glare Glass

Panel mounted, IP20

Industrial grade aluminum chassis

High brightness TFT LCD

High contrast ratio

Fast response time

VGA, Y Pb Pr, HDMI & S-video input

OSD for screen adjustment



**DCL-46**

Industrial LCD Monitor, 46"

Specification	
Display Type	46" TFT LCD active color
Native Resolution	WUXGA, 1920 x 1080 pixels
Orientation	Landscape or Portrait
Viewing Angle	176° horizontal 176° vertical
Brightness	500 nits or cd/m <sup>2</sup>
Contrast Ratio	1800 : 1 typical
Response Time	4ms (min), 6ms (average)
Frequency	50 - 75 Hz
Lamp Life Time MTBF	60000 hours
Number of color	16.77 million colors
Pixel Pitch	0.53mm
Video Scan Frequency	30 to 80KHz (Horizontal), 55-75KHz (Vertical)
Video standard	NTSC , PAL, SECAM (Auto sensing)
Composite Video Signal Input	0.5 to 2 Vp-p, 75Ω, RCA , BNC or Y Pb Pr
PC / AV Digital Input	HDMI
S-video Signal Input	Y : 1Vp-p, C : 0.3Vp-p, 4pin mini DIN
VGA Signal Input	Analog RGB, DB15 (male) & DVI
Power Requirement	230 VAC, 350W, IEC320 type




# Industrial TFT LCD Monitor, 46"

# Industrial LCD Monitor, 46"

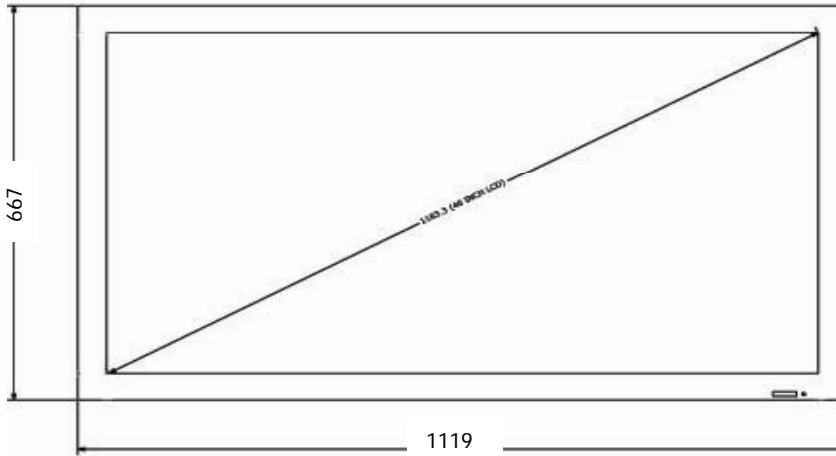
## Mechanical Dimension

Color	Black & Silver (Customized color welcome)
Dimension	667H x 1118W x 115D mm
Net Weight	30 kg
Packaging Size	1500L x 250B x 1000H mm


## Desktop Version DCL-46



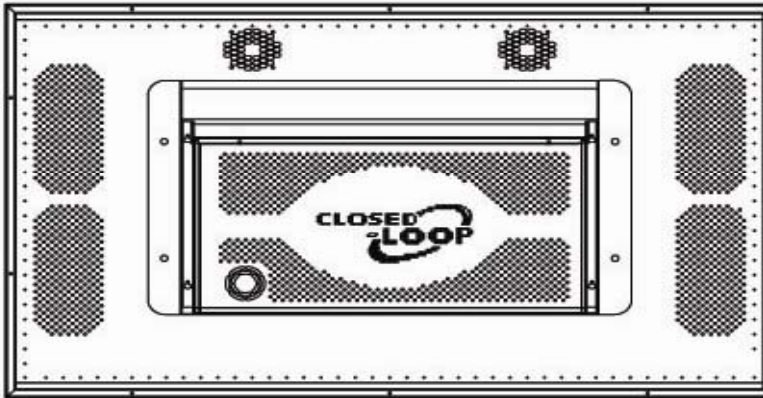
TOP VIEW



FRONT VIEW



SIDE VIEW



REAR VIEW

## Ordering Information

Part No : DCL-46

1 - Mounting Type	2 - Input Type	3 - Panel Type	4 - LCD Size	5 - Touch screen Type
P - Panel Mount D - Desktop Mount O - Open frame mount	C - composite, S-video & VGA	L - TFT LCD	32-32" 42-42" 46-46" 52-52" 65-65"	R - Resistive C - Capacitive S - Surface Acoustic Wave

