

CLOSED  
-LOOP



●●●● CONSOLE SYSTEM

Cost Effective Solutions





Designed for maximum ergonomic support, our unique "screwless" Console designs are aesthetic in appearance with the front covering panel cut to blend with the equipment outline such that it appears like a piece of OEM equipment. Operator fatigue is considerably reduced with the unique keyboard drawer and its foldable facial panel acting as a wrist support.

# Thermal Wide Applications Power Distribution Ergonomic D



## RELIABLE PRODUCT QUALITY

Rest assured with the Closed-loop range of innovative solutions. Our uncompromising quality has earned us the trust of our customers worldwide. As an ISO 9001 certified organization, we employ the Total Quality Management (TQM) concept from start to finish. Every step of the production process is stringently controlled to ensure your peace of mind through complete compliance with lead times and your specifications.

esign



### Roof Top

- With two fan cut out to allow ventilation for the whole console

### Module, Type 8

- Upper structure of console
- Bolted to Type 7 structure

### Module, Type 7

- Center structure of the console
- Bolted to Type 2 structure

### Covering Bezel

- Choice of front cover
- Metal cover with cut-out of equipment
- Glass cover, tinted, doubles as anti glare
- Fasten internally, no visible screw

### Equipment Tray

- Perforated to allow ventilation
- Flexible mounting position

### Module, Type 2

- Lower structure of console
- Bolted to Type 1 structure

### Module, Type 1

- Basic structure of console

### Table Top

- Choice of wooden or galvanized sheet metal
- Epoxy powder coat for steel table top
- Formica laminated finish for wooden table top
- Ergonomically designed table edge

### Keyboard Drawer

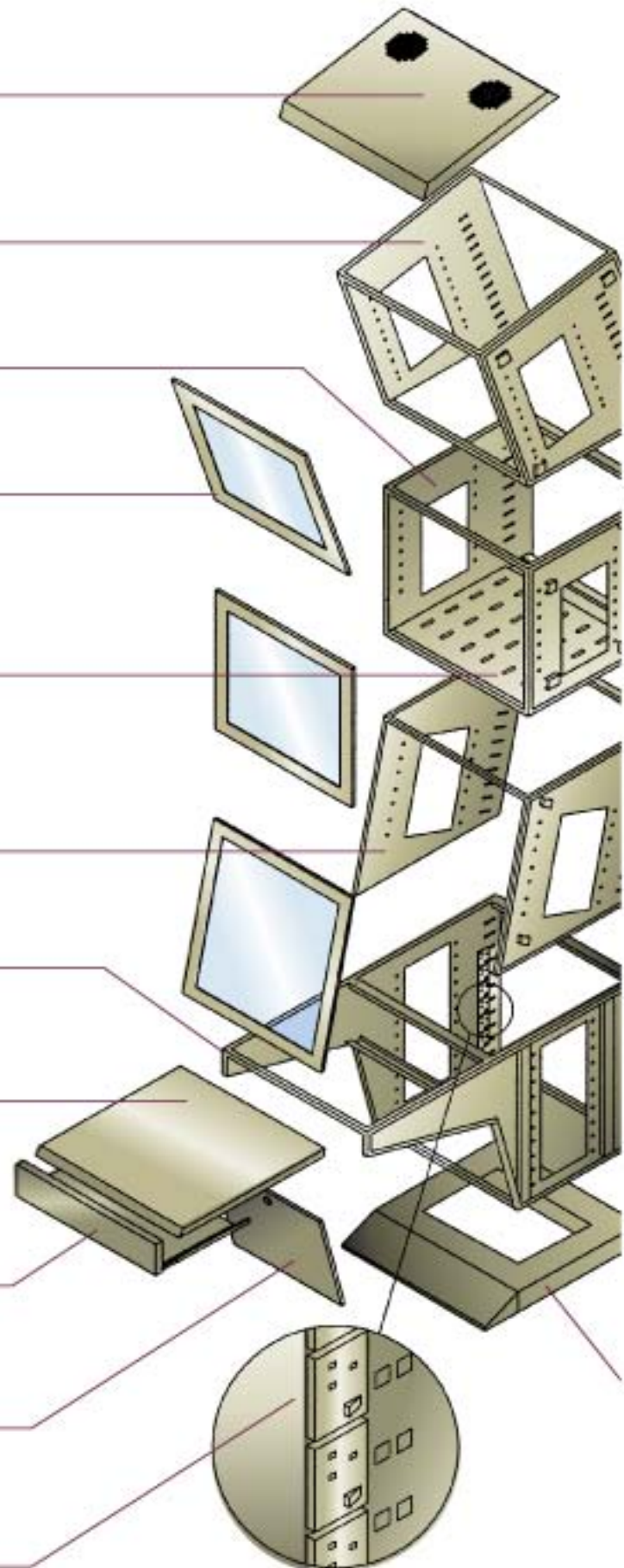
- Suitable for keyboard, mouse and stationery
- Foldable front panel for wrist support

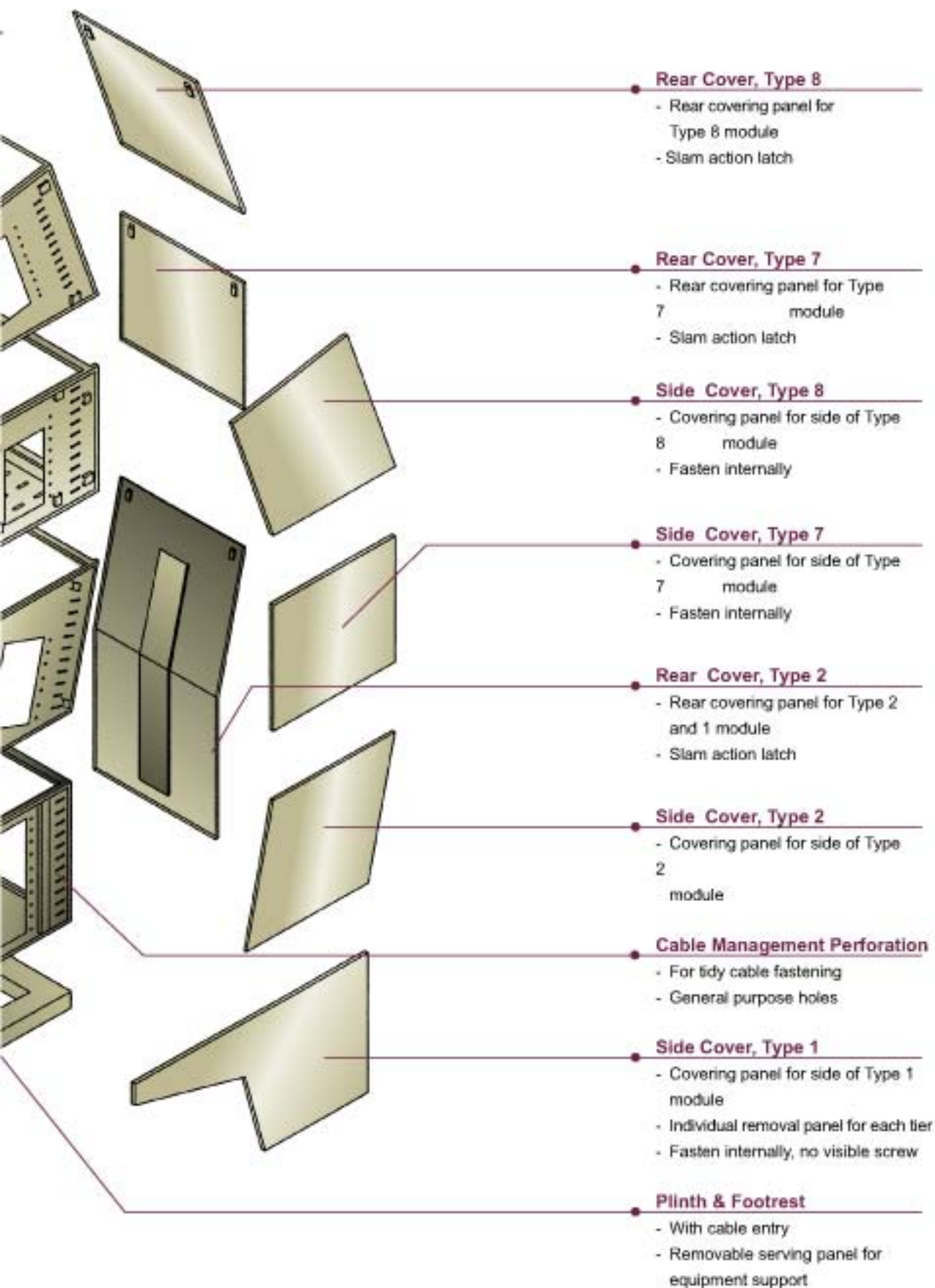
### Front Lower Door

- Front covering panel for lower module of console
- Slam action latch
- Hinged at bottom

### Power Distribution Socket

- 3 pin socket, 230 VAC
- BS 1363 standard





# Accessories



Foldable  
Drawer  
Panel for  
wrist  
support



Power  
Distribution



Slam  
Action  
Latch for  
removable  
panel



## THE EVOLUTION

### SERIES CONSOLES

Closed-loop Consoles are ergonomically designed to enhance operator comfort. Consoles can be customised to customer's specifications.



## PRESENTATION STYLES:

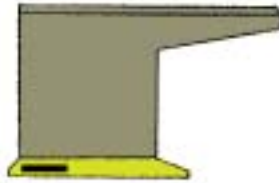
### TYPE 1 PRINTER CONSOLE (Standard Version)

- Logging printer placement at table top
- Paper stored inside console
- Paper collection at table top
- General purpose console



### TYPE 1 PRINTER CONSOLE (Version A)

- Logging printer placement at table top
- Paper stored inside console
- Paper collection at table top
- General purpose console



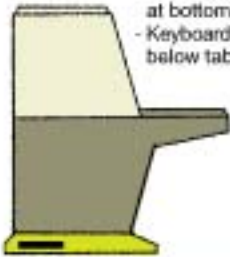
### TYPE 2 CONSOLE CONTROL SINGLE TIER (Standard Version)

- Security & CCTV monitoring system
- Building Automation system
- Monitor at top level & CPU at bottom level
- Keyboard & mouse hidden below table top



### TYPE 2 CONTROL CONSOLE, SINGLE TIER (Version B)

- Security & CCTV monitoring system
- Building Automation system
- Monitor at top level & CPU at bottom level
- Keyboard & mouse hidden below table top



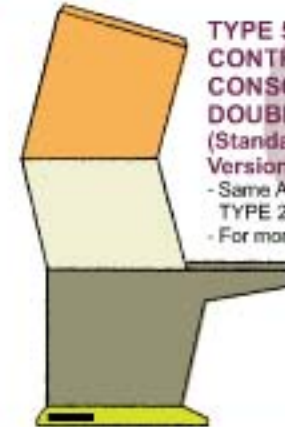
### TYPE 4 INSTRUMENTATION CONSOLE, SINGLE TIER (Version B)

- Process Control
- Usually used with rack mountable equipment



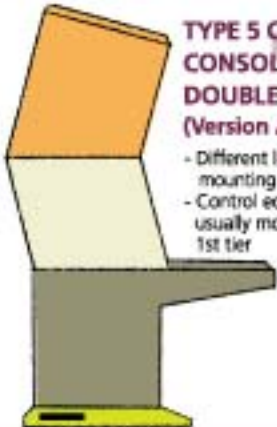
### TYPE 5 CONTROL CONSOLE, DOUBLE TIER (Standard Version)

- Same Application as TYPE 2
- For more equipment



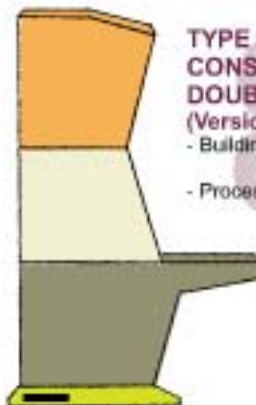
### TYPE 5 CONTROL CONSOLE, DOUBLE TIER (Version A)

- Different level mounting of monitors
- Control equipment usually mounted on 1st tier



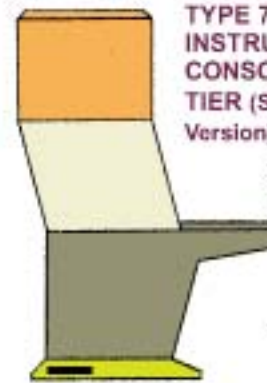
### TYPE 5 CONTROL CONSOLE, DOUBLE TIER (Version B)

- Building Automation System
- Process Control



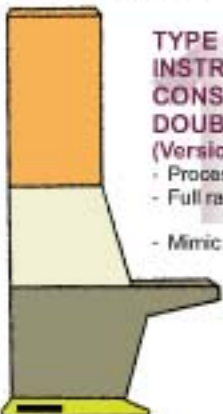
### TYPE 7 INSTRUMENTATION CONSOLE, DOUBLE TIER (Standard Version)

- Security & CCTV monitoring system
- Full range of monitors & equipment
- Optimize floor



### TYPE 7 INSTRUMENTATION CONSOLE, DOUBLE TIER (Version B)

- Process Control & BAS
- Full range of monitors & equipment
- Mimic panel at 2nd tier



### TYPE 8 CONTROL CONSOLE (Standard Version)

- Security & CCTV monitoring system
- Full range of monitors & equipment
- Optimize floor



### TYPE 8 CONTROL CONSOLE, (Version B)

- Security & CCTV monitoring system
- Full range of monitors & equipment
- Optimize floor



#### Note:

The above are typical presentation styles used in various environments. There's no fixed rule to use a particular styling. Customers are free to choose the styling based on their preference. Console types are mainly used for communication purposes. To optimize use of floor space, double or triple tier is recommended. All console types can be cascaded to form bigger consoles or for expansion.



# ENHANCING YOUR COMPETITIVE EDGE

As one of the leading designers and manufacturers of 19" Racking System, Console, Desktop and Wall Mount Racks, Closed-loop Technology has evolved over the years since its incorporation in 1993. Today we are the single source for cost effective and customer oriented solutions to support a diverse range of applications to enhance your operational and competitive edge.



Agent

## Closed-loop Technology Pte Ltd

Block 14, Hougang Avenue 7, #01-579, Singapore 538 799

• Tel : + 65 6284 8706 • Fax : +65 6285 0353

• e-mail: [closedlp@singnet.com.sg](mailto:closedlp@singnet.com.sg) • <http://www.singnet.com.sg/~closedlp>

## Closed-loop Industries Sdn Bhd

No. 14 Jalan TPP 5/3, Taman Perindustrian Puchong, 47100 Puchong,

Selangor Darul Ehsan, Malaysia

• Tel: +603 8068 5873 • Fax: +603 8068 4916 • e-mail: [closedlp@tm.net.my](mailto:closedlp@tm.net.my)